

# TECHNICAL DATA SHEET



NAME: LED Street Light

P/N: AST-S240WAT3ZA1

Note: The Letter Z in P/N stands for AM:  
ADJUSTABLE FITTER MOUNTING  
DM: DIRECT MOUNTING  
YM: YOKE MOUNTING  
FM: FLOOD MOUNTING

## Advantage:

UL cUL DLC certificate

PHILIPS LUMILEDS Chip, high CRI

Mean Well IP65 driver, input voltage 100-277VAC No UV or IR in the beam

Easy to install and operate

Energy saving, long lifespan

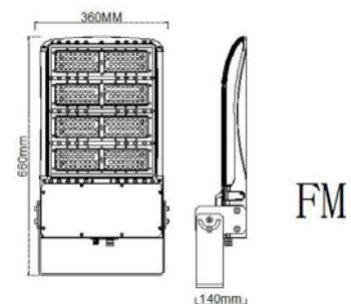
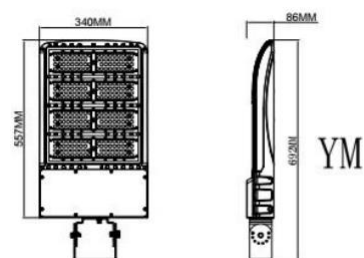
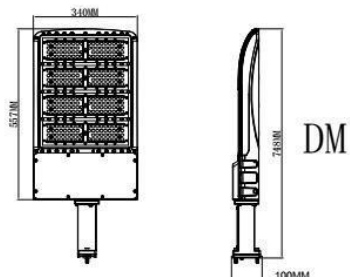
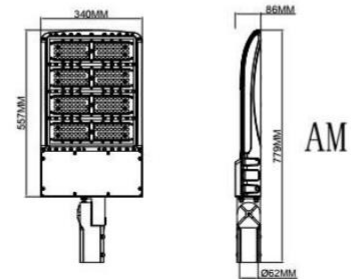
Light is soft and uniform, safe to eyes

Instant start, NO flickering, NO humming

Green and eco-friendly without mercury.

## Application:

1. Outdoor basketball court, tennis court.
2. Badminton court, the football field.
3. The school playground, stadium.
4. Community leisure entertainment plaza, road lamp etc.



# TECHNICAL DATA SHEET

## Product Specifications

Product name	LED Street Light			
Light Type	Shoebox Light			
Part No	AST-S240WAT3AMA1	AST-S240WAT3DMA1	AST-S240WAT3YMA1	AST-S240WAT3FMA1
Dimension	779*340*86mm	748*340*100mm	692*340*86mm	660*360*140mm

## Technical Characteristic

Color temperature	3000K	3500K	4000K	5000K	5700K
CRI	>70				
Lumen	30000-33600LM				
Lumen Efficacy	125-140 LM/W				
Input Power	240W				
Viewing Angle	150*85 Degree (Type III)				
Input Voltage	100-277V 50/60Hz				
Driver model	HLG-240H-48B ( 1-10Vdc Dimmer )				
PFC	>0.9				
Waterproof Rating	IP65				

## Materials


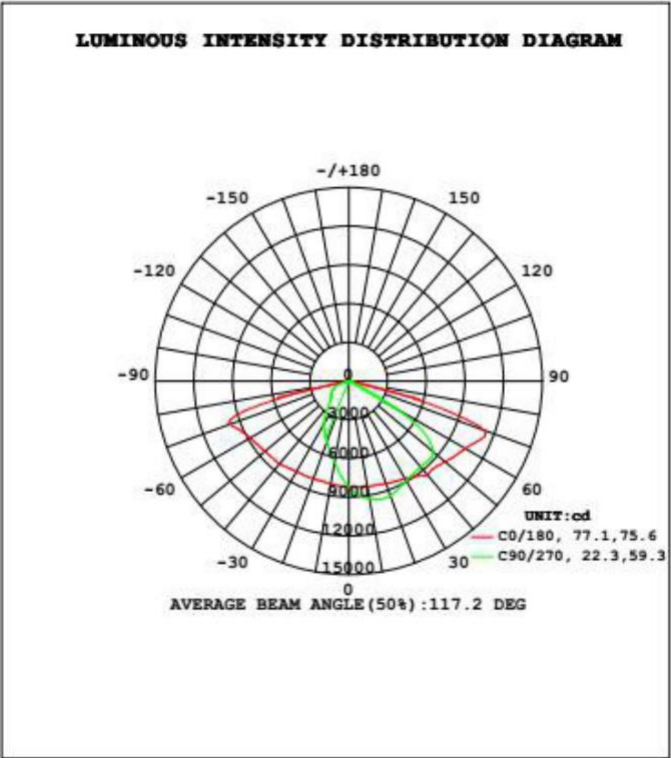
LED Brand	PHILIPS LUMILEDS
LED Type	LUXEON 3030 2D ( 1.5W )
LED QTY	280PCS
Housing	Aluminum Alloy
Housing color	Black
Optional Accessory	Photocell / Surge protector / Motion sensor
Operating Temperature	-20℃ TO 45℃
Operating Humidity	20%-90% RH
Storage Temperature	-30℃ TO 80℃

## Others

Storage Humidity	10%-95%
Application	Outdoor
Safety Certification	UL、cUL、DLC
Warranty Time	5 Years


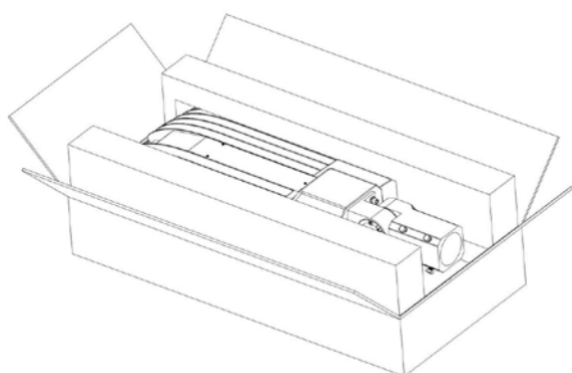
Light Distribution Testing Parameters

DATA OF LAMP		PHOTOMETRIC DATA			
		Eff: 128.22 lm/W			
		Imax (cd)	15127	S/MH (C0/180)	1.55
NOMINAL POWER(W)	240	LOR(%)	100.0	S/MH (C90/270)	0.74
RATED VOLTAGE (V)	120	TOTAL FLUX(lm)	31295	η UP,DN (C0-180)	0.1,68.2
NOMINAL FLUX(lm)	31295.1	CIE CLASS	DIRECT	η UP,DN (C180-360)	0.1,31.6
LAMPS INSIDE	1	η up (%)	0.2	CIBSE SHR NOM	1.50
TEST VOLTAGE (V)	120.0	η down (%)	99.8	CIBSE SHR MAX	1.50



## Package

	Lamps Net Weight	Size	Qty/Carton	Weight/Carton
AST-S240WAT3AMA1	10.8KG	820*390*145 MM	1	12.2 KG
AST-S240WAT3DMA1	10KG	820*390*145 MM	1	11.4KG
AST-S240WAT3YMA1	10KG	820*390*145 MM	1	11.4KG
AST-S240WAT3FMA1	11.4KG	605*390*175MM	1	12.3KG



## Notice For User

- ◆ Please turn off power before install or change assembly parts.
- ◆ The input voltage and lamps should be matched, after connecting the power line, Please make sure the wiring section is insulated.
- ◆ No-professionals, must not install and disassemble the lamps.

## Trouble Shootings

Troubles	Check points
Flickering of the light	Turn off the power and turn on again in 3 minutes. If same phenomena occur, then call agencies
Out of working	Please check the connection