



P/N: AST-CLW08-075WBCA1-acK

Note:

AST= Company name

CLW08 = Product series, LED Corn Light

075W = Rating Power

B = LED manufacturer, LUMILEDS

C = Cover type, Clear cover

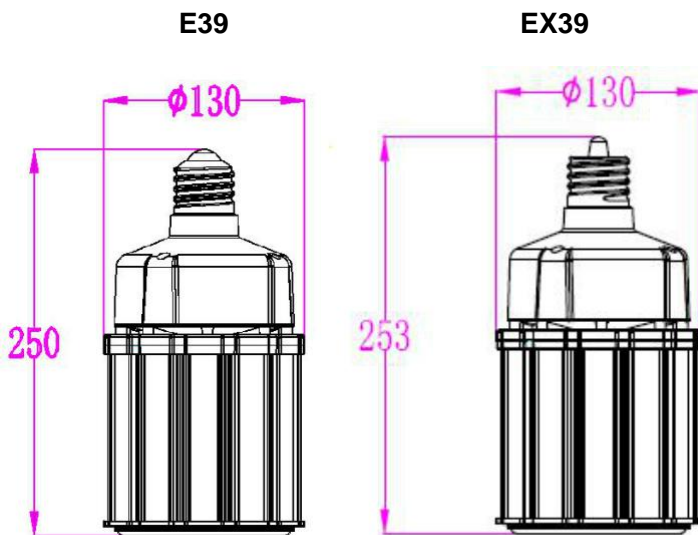
a=represent the lamp base type, can be "E" for E39,

"EX" for EX39,

cK=CCT, 30K=3000K, 35K=3500K,40K=4000K,

45K=4500K,50K=5000K, 57K=5700K

DIMENSIONS



ADVANTAGE

- UL cUL DLC certificate.
- E39 EX39 lamp base.
- Can be with clear or frosted cover.
- IP65 Waterproof Rating.
- Big heat sink, NO fan.
- Internal driver, input voltage AC100-277V.
- Meet 4KV surge immunity level.
- Sealant pouring for whole driver and lamp plastic housing.
- Long lifespan and good heat dissipation.
- Direct replacement for Metal Halide, easy installation.
- Fits many different fixtures to replace traditional lamps.

APPLICATION

- Replacement Lamps for Outdoor Pole/Arm-mounted Decorative Luminaires (Type B)

NOTICE FOR USER

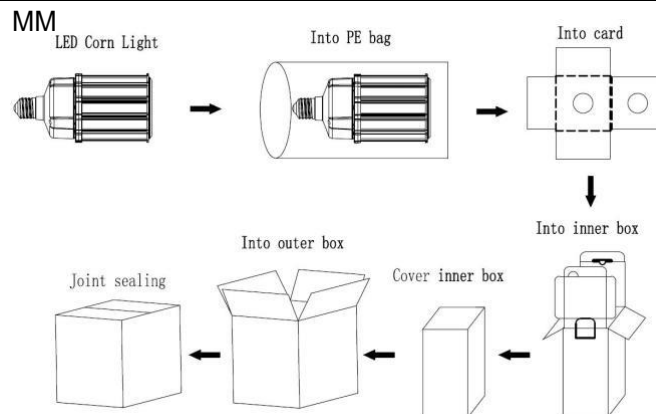
- Please turn off power before install or change assembly parts.
- The input voltage and lamps should be matched, after connecting the power line, Please make sure the wiring section is insulated.
- Make sure to remove or bypass the ballast in the fixtures before install the lamps.
- Suitable for damp locations. Do not use with dimmers.
- Suitable for use in enclosed luminaires, min. lamp compartment dimensions: 420*230*230MM.
- No-professionals, must not install and disassemble the lamps.

SPECIFICATIONS

OPTICAL	Input Power	75W
	Lumen	7875-9375 LM
	Lumen Efficacy	105-125LM/W
	Color Temperature	3000K, 3500K, 4000K, 4500K, 5000K, 5700K
	CRI	>80
	Viewing Angle	181.5Degree
ELECTRICAL	Input Voltage	100-277VAC 50/60Hz
	PF	≥0.9
	THD	≤20%
	Equivalent	150W CFL, 250W MHL/HPS/HID
MATERIALS	LED Brand	LUMILEDS
	LED Type	SMD2835
	LED QTY	234 PCS
	Housing	PC + Aluminum
	Housing Color	Any Colors
	Cover	Clear
	Waterproof Rating	IP64
OTHERS	Operating Temperature	-40°C TO 45°C
	Operating Humidity	20%-70% RH
	Storage Temperature	-40°C TO 80°C
	Storage Humidity	10%-75% RH
	Warranty Time	5 Years

PACKAGE

	Size	Qty / Carton	Net Weight / Carton	Gross Weight / Carton
Inner box	90*90*285MM	1 PC	1.3KG	1.45 KG
Outer box	380*290*305MM	6 PCS	7.8 KG	9.7 KG



LIGHT DISTRIBUTION TESTING PARAMETERS

Remark: The testing data comes from the product in luminaires.

Luminaire Property

Luminaire Manufacturer:

Voltage: 119.9 V

Power: 74.38 W

Current: 0.6255 A

Power Factor: 0.991

Photometric Results

IES Classification: Type I

Total Rated Lamp Lumens: 8066.2 lm

Efficiency: 100%

Upward Ratio: 20%

Central Intensity: 234.33 cd

Pos of Max. Intensity: H90 V63

Longitudinal Classification: Very Short

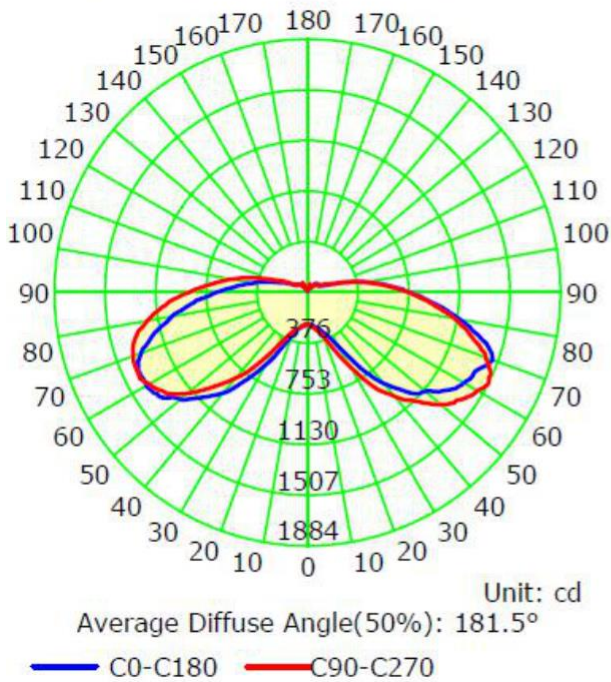
Measurement Flux: 8066.2 lm

Downward Ratio: 80%


Luminaire Efficacy Rating (LER): 108.45

Max. Intensity: 1507.79 cd

Luminous Intensity Distribution Curve



The Average Illuminance Effective Figure



TROUBLE SHOOTINGS

Troubles	Check points
Flickering of the light	Turn off the power and turn on again in 3 minutes. If same phenomena occur, then call agencies.
Out of working	Please check the connection.